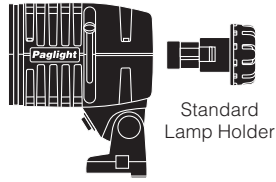


Paglight M Options and System.

Paglight M PP90 Model 9001

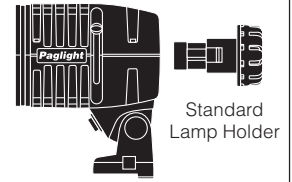
For use with Ni-MH PAGlok batteries. Softstart Lamp Holder should be used with Li-Ion batteries.



PP90 Power Base (500mm) Shoe Plate Stud Adaptor

Paglight M Snap-on Model 9003

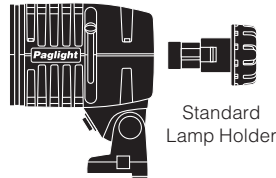
For use with the Snap-on mount, and Ni-MH batteries. Softstart Lamp Holder should be used with Li-Ion batteries.



Snap-on Power Base (500mm) Shoe Plate Stud Adaptor

Paglight M PP90 Model 9001L

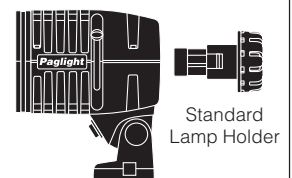
For use with Ni-MH PAGlok batteries. Softstart Lamp Holder should be used with Li-Ion batteries.



PP90 Power Base (1.5m) Shoe Plate Stud Adaptor

Paglight M SX Model 9004

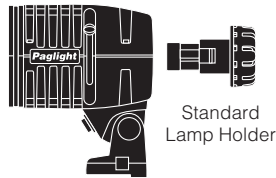
For use with the Sony SX camera.



SX Power Base (150mm) Shoe Plate Stud Adaptor

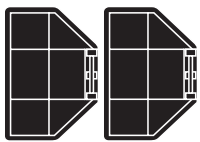
Paglight M XLR-4 Model 9002

For use with camcorders that incorporate an XLR-4 output, or to power from a Pagbelt NMH.



XLR-4 Power Base (1.5m) Shoe Plate Stud Adaptor

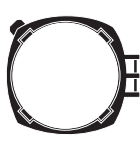
SOLD SEPARATELY (see below):
Softstart Lamp Holders
10W, 20W & 35W halogen lamps
Rotatable Accessory Kits (diffuser, dichroic filter and barn doors)
Softlight Diffuser and Filter Kit
Universal mounting options (see Page 28)



9011 Barn Doors (pair)



9009 Dichroic Filter
9023 PowerArc Conversion Filter



9010 Diffuser



9008 Accessory Holder (ring only)



9021 Lamp Protector



9017 Softstart Lamp Holder (Lamp protector & wattage labels)



G4 12V Lamps

9018 12V 10W

9019 12V 20W

9020 12V 35W




9983 Softlight Diffuser and Filter Kit for ultra-soft or colour lighting effects.

Comprises:
2 x Filter holders
2 x Softlight diffusers
2 x Full CT blue filters
2 x Half CT blue filters
2 x Half CT orange filters

(See price list for Model Nos. of individual parts).



9007 Rotatable Accessory Kit comprises Accessory Holder, 1 pair of Barn Doors, 1 Dichroic Filter and 1 Diffuser




9016 Standard Lamp Holder (Lamp protector & wattage labels)

9012 PP90 Power Base (500mm)

9013 XLR-4 Power Base (1.5m)

9014 Snap-on Power Base (500mm)

9015 SX Power Base (150mm)



9022 PowerArc



9025 PowerArc Lamp

See Universal Mounting Options on Page 28